

# UPEGSim: An RL-Enabled Simulator for Unmanned Underwater Vehicles Dedicated in the Underwater Pursuit-Evasion Game

Jingzhehua Xu\*, *Student Member, IEEE*, Guanwen Xie\*, *Student Member, IEEE*, Zekai Zhang, Xiangwang Hou, *Graduate Student Member, IEEE*, Shuai Zhang, *Member, IEEE*, Yong Ren, *Senior Member, IEEE* and Dusit Niyato, *Fellow, IEEE*

**Abstract**—Unmanned underwater vehicles (UUVs) have been widely used in various ocean applications such as underwater exploration and data collection. And the underwater pursuit-evasion game (UPEG) is the key to efficient implementation of other tasks, holding significant research value. However, testing the UPEG task in real ocean environment is both costly and risky, and currently, UUV control algorithms that rely on specific environmental models struggle to complete the complicated UPEG task. To address above challenge, we propose UPEGSim, a UUV simulator specifically designed for the UPEG task. Built through Gazebo and ROS, UPEGSim provides a reinforcement learning (RL) environment to train UUVs for improving the intelligent performance in the UPEG task. Furthermore, we propose an efficient UPEG training framework (ETFDU), which includes multi-agent decentralized training and execution techniques, scene transfer training methods, and offline RL techniques based on decision transformer, to facilitate efficient UUV training. Through training on the UPEG task in UPEGSim, we validate the effectiveness and feasibility of the proposed UPEGSim simulator and the ETFDU training framework.

**Index Terms**—Unmanned underwater vehicles, underwater pursuit-evasion game, simulator, Gazebo, ROS, reinforcement learning, efficient training framework.

This work of Xiangwang Hou was supported by the National Natural Science Foundation of China under Grant 623B2060. This work of Yong Ren was supported in part by the National Natural Science Foundation of China under grant No. 62127801, and in part by the project ‘The Verification Platform of Multi-tier Coverage Communication Network for Oceans (LZC0020)’ of Peng Cheng Laboratory. This work of Dusit Niyato was supported in part by the National Research Foundation, Singapore, and Infocomm Media Development Authority under its Future Communications Research & Development Programme, Defence Science Organisation (DSO) National Laboratories under the AI Singapore Programme (FCP-NTU-RG-2022-010 and FCP-ASTAR-TG-2022-003), Singapore Ministry of Education (MOE) Tier 1 (RG87/22), and the NTU Centre for Computational Technologies in Finance (NTU-CCTF). (*Corresponding author: Xiangwang Hou.*)

This article has been presented in part at the IEEE World Congress on Computational Intelligence (WCCI), Yokohama, Japan, in July 2024.

J. Xu, G. Xie and Z. Zhang are with the Tsinghua Shenzhen International Graduate School, Tsinghua University, Shenzhen, 518055, China. E-mail: {xjzh23, xgv24, zhangzej21}@mails.tsinghua.edu.cn.

X. Hou is with the Department of Electronic Engineering, Tsinghua University, Beijing, 100084, China, and with the College of Computing and Data Science, Nanyang Technological University, Singapore, 117583. E-mail: xiangwanghou@163.com.

Y. Ren is with the Department of Electronic Engineering, Tsinghua University, Beijing, 100084, China. E-mail: reny@tsinghua.edu.cn.

S. Zhang is with the Department of Data Science, New Jersey Institute of Technology, State of New Jersey, 07450, USA. E-mail: sz457@njit.edu.

D. Niyato is with the College of Computing and Data Science, Nanyang Technological University, Singapore, 117583. E-mail: dnyato@ntu.edu.sg.

\* These authors contributed equally to this work.

## I. INTRODUCTION

INTERNET of underwater Things (IoUT), as an important part of marine research and resource development, has received extensive attention [1]. As a powerful promoter of IoUT, unmanned underwater vehicles (UUVs) can adapt to the requirements of various IoUT tasks such as environmental monitoring, data collection [2], and underwater pursuit-evasion game (UPEG) [3], due to their flexible and autonomous characteristics [4]. Among these applications, UPEG is the key to efficient implementation of other tasks [3]. However, considering the high requirements for UUVs’ real-time decision making capacity and collaboration between them in the UPEG task, it is urgent to study the advanced control policy of UUVs [3]. Nevertheless, there are two main challenges in the UPEG task. On the one hand, it is dangerous and inefficient to conduct experiments in real environments [5]. On the other hand, various previous work focus on utilizing learning methods to investigate the UPEG task, which primarily showcase low efficiency and the inadaptability to the uncertain and dynamic ocean environment.

Simulators are considered to be risk-free and reliable tools that can provide different test scenarios and obtain a large amount of test data, which makes the design and verification process of robots more efficient and economical, and has achieved great success in various applications of space-based robots and land-based robots in recent years. For example, Mo *et al.* [6] developed Terra, an autonomous vehicle simulation framework, to guide it to navigate efficiently in complex environments. Dai *et al.* [7] developed the simulation platform RFLySim for different types of unmanned aerial vehicles (UAVs), aiming to improve the development efficiency of UAVs and ensure the safety of testing. In [8], the authors developed a virtual prototype environment for vehicle system modeling and simulation to assist designers to make the best design and explore vehicle safety issues. In contrast, UUV simulation technology has progressed slowly because underwater scenarios are less attractive and it is difficult to simulate the interaction between the marine environment and underwater vehicles.

Currently, there are already some underwater simulation platforms [9]–[13], which are developed for specific tasks. In [14], the authors proposed a simulation platform that can simulate the intervention tasks of underwater vehicles, laying

the foundation for the realization of a general and intelligent UUV simulation platform. However, the platform is difficult to scale to multi-UUV collaboration tasks. Zhang *et al.* [15] developed a modular UUV simulation platform based on the robot operating system (ROS) and the robot simulator Gazebo, which modularized the sensor, simulation environment, UUV model and programming interface to support intelligent UUV formation control. However, the Matlab-enabling simulator greatly limits the scope of application and is not equipped with advanced learning-based control algorithms for further intelligence enhancement. In recent years, reinforcement learning (RL) has been successful in complex tasks for different types of robots, such as manipulation [16], navigation [17], planning [18], [19], and interaction [20], [21]. And RL's adaptability to uncertain environment and is believed to be a powerful tool to improve the UUV intelligence. However, using RL algorithms to train UUVs in underwater environments often presents challenges such as low sampling efficiency and poor training stability. Therefore, how to better employ RL to realize multi-UUV training, has become a new research topic.

It can be seen that various previous researches have been conducted on RL-enabled methods to investigate the UPEG task. Sun *et al.* utilized the multi-step Q-learning algorithm to realize multi-UUV cooperative UPEG, while addressing the challenges posed by ocean currents and obstacles in complex underwater environments [22]. Yu *et al.* introduced Nash equilibrium into the RL training of multi-UUV, while using dynamic extended form game. And then the pursuit UUVs in the UPEG task are decomposed from many-to-one game to one-to-one game, which reduces the computational complexity [23]. However, the aforementioned algorithms often lead to a non-stationary situation, bringing difficulties to each UUV to learn a stable strategy. The validation of the aforementioned methods is often conducted in ideal simulated environments, which has its limitations. In contrast, the simulator offers more realistic scenarios, accurately simulating the behavior of UUVs in UPEG tasks, thereby enhancing the realism and reliability of the test results.

Based on the above analysis, this paper developed UPEGSim, an RL-enabled simulator for UUVs dedicated in the UPEG task, aiming to improve the intelligence of UUVs to efficiently complete the UPEG task. Our main contributions can be summarized as follows:

- To the best of our knowledge, this is the first UUV simulator that is dedicated in the UPEG task, which is built through Gazebo and ROS, while providing a tailored RL environment to realize intelligence enhancement for UUVs to complete the UPEG task. It significantly improves the training intelligence of the simulator, and gets superior feasibility and performance in the UPEG task.
- To progressively accomplish the UPEG task and intelligence enhancement, we propose an efficient training framework dedicated for UPEG (ETFDU), which includes multi-agent independent SAC (MAISAC) with decentralized training and decentralized execution (DTDE) technology, scenario transfer training (STT) technology, and decision transformer (DT)-based offline RL technique. This comprehensive framework significantly

TABLE I  
MAIN SYMBOLS AND EXPLANATIONS.

Symbols	Definition
$M_R$	Inertial matrix
$M_A$	Additional mass matrix
$C_R$	Centriforce matrix
$C_A$	Coriois centripetal force matrix
$D(v_r)$	Damping matrix
$G_0$	restoring forces of gravity
$G(\eta)$	restoring forces of buoyancy
$\tau$	Input control force and torque
$v_r$	Relative velocity vector
$\eta$	Pose vector
$Q_i^1, Q_i^2$	Two action value functions
$\pi_{\theta_i}$	Policy function
$\Theta_i^1, \Theta_i^2$	Critic networks
$\hat{\Theta}_i^1, \hat{\Theta}_i^2$	Corresponding target networks
$L_{Q_i^1}, L_{Q_i^2}$	Loss function of $Q_i^1$ and $Q_i^2$
$L_{\pi_{\theta_i}}$	Loss function of the policy
$L(\delta_i)$	Loss function of the regularization coefficient
$\mathcal{D}_i$	Replay buffer
$V_{\hat{\Theta}_i^1}(\cdot), V_{\hat{\Theta}_i^2}(\cdot)$	State value functions
$\delta_i$	Regularization coefficient
$\pi^*$	Expert policy
$\tau_i$	Offline dataset
$\kappa$	Soft updating rate
$\lambda$	Learning rate
$\nabla$	Gradient
$\hat{r}_{t_i}$	Returns-to-go
$L_{MSE}$	Mean-squared error
$T$	Maximum number of control time steps
$\gamma$	Discounting factor
$\mathcal{S}_i, s_i$	State space and state
$\mathcal{A}_i, a_i$	Action space and action
$v_i(t), \omega_i(t)$	Velocity and angular velocity
$v_{\min}, \omega_{\min}$	Minimum velocity and minimum angular velocity
$v_{\max}, \omega_{\max}$	Maximum velocity and maximum angular velocity
$r_i$	Reward function
$l_{\min}^{i \leftrightarrow j}, l_{\max}^{i \leftrightarrow T}$	Safe distance and target distance

boosts the simulator's training capabilities in the UPEG task.

- Simulation experiments demonstrate the superior performance of our proposed training techniques in the UPEG task, thereby proving the effectiveness of the ETFDU framework. Analysis of the influence of maximum velocity, maximum angular velocity, and entropy regularization coefficient further demonstrates the adaptability and robustness of the proposed methods. Above results validate the feasibility of UUV training for the UPEG task using our proposed UPEGSim.

The rest of this paper is organized as follows. In Section II and III, the related work and framework of UPEGSim are given in detail. In Section IV, the modeling of UPEG, framework of ETFDU, and several RL training techniques are presented. In Section V, simulation experiments are carried out to verify the feasibility of UPEGSim for training UUVs to complete the UPEG task, followed by the conclusion in Section VI. Explanations of the symbols mainly used in this paper are listed in Table I.

## II. RELATED WORKS

The SWARMS project funded by the European Union first focused on the development of underwater simulators, and

developed the simulator UWSim [31] based on the graphics engine OpenSceneGraph [32], which can realize the basic configuration of underwater scenarios, vehicles and objects. However, XML description files need to be written frequently to set up new simulations, which is not user-friendly. Thanks to long-term open source and maintenance, Gazebo is considered to be the best physics engine for simulating all kinds of robots. In [14], based on Gazebo and UWSim, UUV simulator is developed to simulate multiple underwater navigation intervention tasks, this simulator has a certain degree of integration, but it cannot be applied to specific and difficult task. Nie *et al.* combined the Unity3D simulation engine with fluid mechanics software to simulate the working state of UUV. However, this simulator has limited practicability in improving the intelligence of UUVs in the underwater task, especially in the UPEG task [34].

RL methods can collect data through interaction with the environment to train robots to solve various complex practical problems in the absence of prior information and solutions [35]–[37]. Creating RL environments with simulators is currently a hot research topic due to realistic physical approximations and the ease of transferring policies to real-world robots. Unfortunately, only FishGym [30] has developed a RL module for underwater simulator, but this RL module is only specially designed for the attitude control of bionic fish. In addition, gym-pybullet-drones [41], Panda-gym [42] and other RL frameworks used for various kinds of robots do not support multi-robot learning research and only support limited RL categories, which greatly restricts the development.

Currently, the prevalent methods for UPEG include neural networks [26], [27], control models [28], and game theory [29]. In [43], a particle swarm optimization algorithm was utilized for real-time rescue assignments in multi-UUV systems. In [44], [45], game theory was employed to analyze interactions between multi-UUV systems and targets, resulting in the development of hunting strategies. Nonetheless, in real-world scenarios, these model-based multi-UUV control strategies require real-time adjustments of control parameters, making them unsuitable for the highly dynamic underwater environments. Multi-UUV control strategies based on multi-agent reinforcement learning (MARL) have demonstrated superior performance in UPEG. Wei *et al.* introduced a MARL strategy for multi-UUV underwater target hunting tasks grounded in differential games [46]. Xia *et al.* developed an end-to-end MARL framework for multi-agent target tracking, enhancing the success rate of target acquisition [47]. However, these MARL-based approaches suffer from issues such as unstable training and low sampling efficiency, which hinder the training of an effective hunting model.

Based on above analysis, there is currently no simulator for UUVs dedicated in the UPEG task, integrating training intelligence with RL environment. Thus we propose UPEGSim, a simulator dedicated in UPEG, aiming to realize intelligence enhancement for UUVs in the UPEG task.

### III. UPEGSIM FRAMEWORK

In this section, we first introduce the overall framework of UPEGSim, and then describe the UPEG’s problem statement,

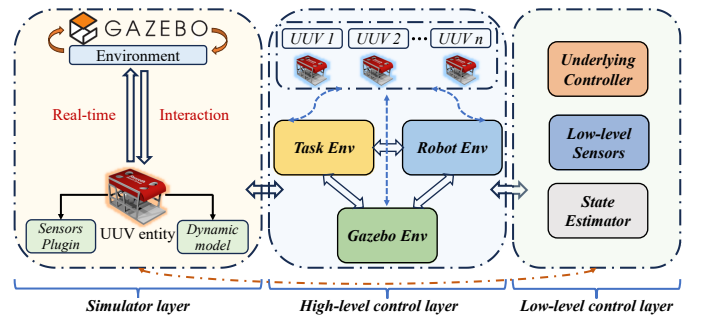


Fig. 1. Illustration of the framework of UPEGSim, which is mainly divided into simulator layer, low-level control layer and high-level control layer.

followed by construction of 3D underwater scenario, UUV models and sensors, and UUV dynamics in the proposed UPEGSim.

#### A. The Overall Framework

The overall framework of UPEGSim is shown in Fig. 1, which is mainly divided into simulator layer, low-level control layer, high-level control layer and reserved programming interface, all of which support secondary development and customization. The Gazebo-based simulator layer is mainly responsible for creating UUV simulation entity and virtual scenario. The UUV entity contains dynamic models and sensor plugins. The low-level control layer mainly contains core functions such as state estimation and underlying controller. The high-level control layer is connected to the programming interface and supports multi-agent tasks. These three layers communicate internally to subscribe information and issue commands. In addition, referring to the work in [48], we develop RL environment in our simulator by combining RL algorithms with Gazebo and ROS. It mainly includes Gazebo-Environment class (GazeboEnv), Robot-Environment class (RobotEnv) and Task-Environment class (TaskEnv). GazeboEnv is connected to Gazebo and can reset, pause, and resume simulations. The RobotEnv, inherited from GazeboEnv, handles the UUV’s information and controls it. TaskEnv, inherited from RobotEnv, contains the main elements needed for RL to determine the task structure that the agent needs to learn.

#### B. Problem Statement

The goal of this article is to utilize UPEGSim to realize the intelligence enhancement of UUVs to accomplish the UPEG task that multi-UUV pursue the target in the underwater environment. Based on this, the game rules of UPEG are given as follows:

*Background:* Multi-UUV pursue single target in the underwater environment. For the convenience of research without losing the rigor, the UUVs and the target are considered carrying out the UPEG task on the fixed 2D-plane.

*Initial States:* The UUVs are labeled as “UUV 1” to “UUV  $N$ ” and the moving target is labeled as “Target”. And they are randomly distributed in the underwater environment. The initial linear and angular velocities of UUVs and target are




Fig. 2. Seabed terrain construction process via Blender and Gazebo. (a) The seabed terrain modeled by original height map in Blender. (b) The seabed terrain rendered using Blender. (c) The visualization of the terrain.

set to 0. Additionally, the position of UUV  $i$  at time  $t$  can be denoted as  $\mathbf{P}_i(t) = [x_i(t), y_i(t)]^T$ , and the position of the target can be denoted as  $\mathbf{P}_T(t) = [x_T(t), y_T(t)]^T$ .

*Assumption:* During the whole UPEG process, we consider the position of the UUVs and target can be captured and reported to UUVs via underwater positioning equipment [49].

### C. Construction of 3D Underwater Scenario

The fidelity of the virtual ocean environment directly affects the accuracy of the simulation, and the key is to accurately depict the seabed, whether it is to support bathymetry missions or just to make the scenario look more realistic. Based on above intuition, UPEGSim provides a module to construct the 3D underwater scenario. With several realistic Gazebo worlds already available in UUV Simulator, this work chooses the Ocean Waves World [14] with wave shaders for secondary development, focusing on accurate modeling of the seabed based on real ocean environment data.

The challenge of constructing a 3D underwater scenario is to accurately model the seabed according to real terrain data. Our seabed modeling process is as follows: first, the Anaconda ogr2ogr library is used to view the hierarchical information of the S-57 chart and perform non-visual processing operations, including format conversion [15]. Then the vector data is converted into raster data by QGIS or Arcmap software and the terrain file (.tif file) is obtained. This is then converted into a height map (.png file) using Global Mapper software. In addition, the resolution of the pixel is modified to improve the precision of the generated terrain, and the blank area is interpolated. The derived height map is then imported into Blender for modeling the terrain and applying realistic textures to the model. The render result (.dae file) is then exported to ROS along with the texture (.jpg file). In ROS, these files are

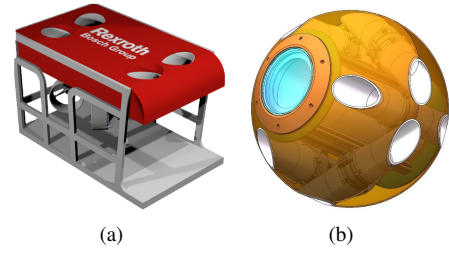


Fig. 3. Two models equipped in UPEGSim. (a) The work-class UUV, which is suitable for underwater operations. (b) The spherical UUV for exploration in narrow spaces.

integrated and the terrain is saved as a .world file via Gazebo. Finally, the configuration file is manually edited to introduce rigidity parameters to simulate accurate collision effects within the Gazebo simulation environment. The visualization process is delineated in Figs. 2(a)-2(c).

### D. UUV Models and Sensors

The model of UUV entity can be produced by software such as SolidWorks or directly use existing open source vehicle models. To be specific, SolidWorks is first used to model the size, material, and shape of the underwater vehicle body, and then, the layout of the relevant actuators is carried out. After that, the CAD model is exported into stl and dae files and based on which the xacro file is written. Finally, this UUV model can be created in Gazebo by converting the xacro file to URDF file [15]. To meet different mission requirements, our simulator is equipped with two vehicle models, the work-class UUV and spherical UUV, as shown in Fig. 3. In this study, the work-class UUV and spherical UUV, which respectively have superior thruster performance for straight sailing and swerving, is set to achieve a higher maximum linear and angular velocity, respectively [14].

In addition, UPEGSim provides basic sensors such as the underwater camera, inertial sensing unit, and subsea pressure, similar to the UUV Simulator [14]. All sensors share a common error model based on the first-order Gauss-Markov equation

$$\mathcal{X} = \mathcal{S} + n + G_s, \quad (1a)$$

$$\dot{n} = -\frac{1}{\tau} n + G_b. \quad (1b)$$

According to the above formula, the sensing signal  $\mathcal{X}$  at time  $t$  consists of real signal  $\mathcal{S}$ , current bias  $n$  and additive noise  $G_s$ .  $G_b$  describes the random drift characteristic related to the time constant  $\tau$ .

### E. UUV Dynamics

The proposed UPEGSim equips a UUV dynamics module, providing a dynamic system of the UUV that is highly correlated with the control system, which directly determines the accuracy of the simulator. According to Fossen's motion equation [14], the dynamic system model considering hydrodynamics and hydrostatic forces can be expressed as

$$\dot{\boldsymbol{\eta}} = \mathbf{J}(\boldsymbol{\eta}) \mathbf{v}_r, \quad (2)$$

$$\begin{aligned} (M_R + M_A)\dot{\mathbf{v}}_r + (C_R(\mathbf{v}_r) + C_A(\mathbf{v}_r))\mathbf{v}_r + \\ \mathbf{D}(\mathbf{v}_r)\mathbf{v}_r + G_0 + G(\boldsymbol{\eta}) = \boldsymbol{\tau}, \end{aligned} \quad (3)$$

where  $M_R$  and  $M_A$  denote inertial matrix and additional mass matrix, respectively, and  $C_R$  and  $C_A$  represent centripetal force matrix and Coriolis force matrix, respectively.  $\mathbf{D}(\mathbf{v}_r)$  is the damping matrix describing viscous hydrodynamic force, and  $G_0$  and  $G(\boldsymbol{\eta})$  are the restoring forces of gravity and buoyancy, respectively, while  $\boldsymbol{\tau}$  is the input control force and torque. Finally,  $\mathbf{v}_r$  represents the relative velocity vector and  $\boldsymbol{\eta}$  stands for the pose vector. Assume  $\alpha_o$  denotes the UUV's yaw angle, we can define  $\mathbf{J}(\boldsymbol{\eta})$  as the transformation matrix, and we have

$$\mathbf{J}(\boldsymbol{\eta}) = \begin{bmatrix} \cos \alpha_o & -\sin \alpha_o & 0 \\ \sin \alpha_o & \cos \alpha_o & 0 \\ 0 & 0 & 1 \end{bmatrix}. \quad (4)$$

For the convenience of investigation, in this we simplify the motion of six degrees of freedom into on the plane with a fixed depth. The motion equation of a rigid body with three degrees of freedom is defined by default as

$$M_R\dot{\mathbf{v}} + C_R(\mathbf{v})\mathbf{v} + G_0 = \boldsymbol{\tau}_g, \quad (5)$$

where  $\boldsymbol{\tau}_g$  is external force and torque, which can be calculated by using related plugins. To facilitate Gazebo to integrate the motion equation shown in Eq. (5), it is necessary to modify it with reference to Eq. (3), that is, all relevant terms in Eq. (3) are moved to the right to correct  $\boldsymbol{\tau}_g$ , as shown in Eq. (6)

$$\boldsymbol{\tau}_g = \boldsymbol{\tau} - M_A\dot{\mathbf{v}}_r - C_A(\mathbf{v}_r)\mathbf{v}_r - \mathbf{D}(\mathbf{v}_r)\mathbf{v}_r - G(\boldsymbol{\eta}). \quad (6)$$

#### IV. PROBLEM FORMULATION AND TRAINING TECHNIQUES

In this section, we first describe the problem formulation of UPEG, and then introduce the designed state space, action space and reward function for RL training. Furthermore, training techniques embedded in UPEGSim, such as multi-agent DTDE, STT and offline RL training based on decision transformer are detailed. Finally, based on these training techniques, we propose a new RL training framework named ETFDU, and the overall framework is described in detail.

##### A. Underwater Pursuit-Evasion Game Modeling

In the UPEG task, we utilize RL algorithms to train UUVs for navigation and pursuing the moving target (spherical robot) in the complex underwater environment, and meanwhile to train the moving target to avoid being pursued by UUVs. In RL, agents learn policies for specific tasks through repeated interactions with the environment. Given a state  $s_i$ , RL tries to learn a parametric policy  $\pi_\theta$  to produce an action  $\mathbf{a}_i$ . The agent can take this action to move to the next state  $s_{i+1}$  and evaluate the reward  $r_i$  in that state. The agent iterates the transformation until one of the exit conditions is met, such as a limited time span or the success/failure of a specific task. The parametric policy  $\pi_\theta$  is learned by finding the optimal parameter  $\theta^*$  that maximizes the expected total reward

$$J(\theta) = E_{\tau \sim p_\theta(\tau)} \left[ \sum_{t=0}^T \gamma^t r_t \right], \quad (7)$$

where  $T$  is the maximum number of control time steps,  $\gamma$  represents the discounting factor, and  $\tau$  denotes the sampled trajectory containing a sequence of states and actions. In the following, we specify in detail the specific designs on how we train the UPEG task.

The process of the UPEG task can be modeled as a Markov decision process (MDP), which can be formulated by a quintuple [55]

$$\mathcal{M} = (\mathcal{S}, \mathcal{A}, \mathcal{P}, \mathcal{R}, \gamma), \quad (8)$$

where  $\mathcal{S}$ ,  $\mathcal{A}$ ,  $\mathcal{R}$  represent state space, action space and reward function, respectively, while  $\mathcal{P}$  denotes state transition probability distribution, and  $\gamma$  is discount factor ranging from 0 to 1.

Given that there are total  $N$  agents in the environment, so we can respectively represent state space, action space and reward function as follows:

$$\mathcal{S} = [\mathcal{S}_1, \mathcal{S}_2, \dots, \mathcal{S}_{i-1}, \mathcal{S}_i], \quad (9)$$

$$\mathcal{A} = [\mathcal{A}_1, \mathcal{A}_2, \dots, \mathcal{A}_{i-1}, \mathcal{A}_i], \quad (10)$$

$$\mathcal{R} = [r_1, r_2, \dots, r_{i-1}, r_i], \quad (11)$$

where  $\mathcal{S}_i$ ,  $\mathcal{A}_i$  and  $r_i$  denote the state space, action space and reward function of the  $i$ th agent, respectively.

To be specific, the details of the designed state space, action space and reward function are detailed as follows:

1) *State Space  $\mathcal{S}_i$* : We consider that each agent's state is observable, and the state of the  $i$ th agent,  $s_i(t)$ , belongs to the state space  $\mathcal{S}_i$ , which can be represented as

$$s_i(t) = [l_i(t), l_{(p-e)_i}(t), \min(l_i(t)), \alpha_{o_i}(t), \vartheta(t)], \quad (12)$$

where  $l_i(t)$  represents the distance of surroundings, while  $l_{(p-e)_i}(t)$  denotes the distance between the  $i$ th agent and the target if the  $i$ th agent is a UUV to track the target, or the distance between the nearest UUV and the target if the  $i$ th agent is the target. Additionally,  $\alpha_{o_i}(t)$  and  $\vartheta(t)$  represent the yaw angle of the  $i$ th agent and the orientation angle from the UUV to the target.

2) *Action Space  $\mathcal{A}_i$* : The  $i$ th agent selects its next action  $\mathbf{a}_i(t)$  from action space  $\mathcal{A}_i$  at each step, guided by environmental feedback and its motion model

$$\mathcal{A}_i = [v_{\min}, v_{\max}] \times [\omega_{\min}, \omega_{\max}], \quad (13)$$

$$\mathbf{a}_i(t) = [v_i(t), \omega_i(t)]. \quad (14)$$

where  $v_i(t)$  and  $\omega_i(t)$  stand for the expected linear velocity and angular velocity, respectively. But notably, For the agent to reach the expected speed, it requires a short period of time and the acceleration or deceleration process due to practical and environment limitations.

3) *Reward Function  $r_i$* : The agent updates its policy based on action and corresponding rewards, necessitating a reward function that balances obstacle avoidance and pursuit-evasion for UUVs and the target.

**Collision avoidance:** For safe pursuit and evasion between UUVs and the target, a minimum safe distance  $l_{\min}^{i \leftrightarrow j}$  must be



established to prevent collisions, introducing the design of the reward function  $r_{C_i}(t)$

$$r_{C_i}(t) = -400 \text{ceil} \left( \frac{l_{\min}^{i \leftrightarrow j}}{\min(l_i(t))} \right), \forall i, j \leq N, i \neq j, \quad (15)$$

where  $\text{ceil}(x)$  is the binary function, which means that  $\text{ceil}(x)$  is equal to 1 when  $x \geq 1$ , and equal to 0 when  $x \leq 1$ , while  $N$  represents the number of agents.

**Encourage tracking:** Leveraging reward signal  $r_{E_{1i}}$ , we motivate UUVs to navigate purposefully towards the target and guide the target to the target point

$$r_{E_{1i}}(t) = \begin{cases} 0.25, & l^{i \leftrightarrow T}(t-1) > l^{i \leftrightarrow T}(t), \\ -0.25, & l^{i \leftrightarrow T}(t-1) < l^{i \leftrightarrow T}(t), \end{cases} \quad i = 1, \dots, N. \quad (16)$$

To preserve consistent performance of each UUV throughout the navigation process, we establish  $l_{\max}^{i \leftrightarrow T}$  as the target distance, allocating rewards according to each UUV's tracking outcomes:

$$r_{E_{2i}}(t) = 900 \text{ceil} \left( l_{\max}^{i \leftrightarrow T} / l^{i \leftrightarrow T}(t) \right), \quad i = 1, \dots, N, \quad (17)$$

where  $l^{i \leftrightarrow T}$  signifies the distance between the UUV and target for each UUV to track the target, while represents the target's distance to the target point for the target.

To summarize, the total reward  $r_i(t)$  can be represented as follows

$$r_i(t) = \delta_C r_{C_i}(t) + \delta_{E_1} r_{E_{1i}}(t) + \delta_{E_2} r_{E_{2i}}(t), \quad (18)$$

where  $\delta_C$ ,  $\delta_{E_1}$ , and  $\delta_{E_2}$  represent the weight coefficients associated with the respective reward functions  $r_{C_i}(t)$ ,  $r_{E_{1i}}(t)$  and  $r_{E_{2i}}(t)$ .

### B. Multi-Agent Decentralized Training with Decentralized Execution Technique

Traditional RL algorithms cannot adapt to the UPEG task considered in this paper. Considering that soft actor-critic (SAC) can naturally balance exploration and exploitation compared with other popular RL methods such as proximal policy optimization (PPO) and deep q-network (DQN), it can realize efficient learning in a wide range of tasks [56]. So we extend the SAC algorithm to multi-agent independent SAC (MAISAC) via DTDE to train UUVs in parallel and independently, enabling them to perform their own tasks in the unknown dynamic environment. In MAISAC, UUV  $i$  has two action value functions  $Q_i^1$  and  $Q_i^2$ , and a policy function  $\pi_{\theta_i}$ . To tackle the challenge of  $Q$  value overestimation, we employ a pair of critic networks denoted as  $\Theta_i^1$  and  $\Theta_i^2$ , along with their corresponding target networks  $\tilde{\Theta}_i^1$  and  $\tilde{\Theta}_i^2$ . Opting for the network exhibiting a lower  $Q$  value serves to alleviate the overestimation issue. Consequently, the loss functions of  $Q_i^1$  and  $Q_i^2$  are denoted as

$$L_{Q_i^1}(\Theta_i^1) = E_{(\mathbf{s}_t, \mathbf{a}_t, r_t, \mathbf{s}_{t+1}) \sim \mathcal{D}_i} \left[ \frac{1}{2} Q_{\Theta_i^1}(\mathbf{s}_t, \mathbf{a}_t) - \left( r_t + \gamma V_{\tilde{\Theta}_i^1}(\mathbf{s}_{t+1}) \right)^2 \right], \quad (19)$$

$$L_{Q_i^2}(\Theta_i^2) = E_{(\mathbf{s}_t, \mathbf{a}_t, r_t, \mathbf{s}_{t+1}) \sim \mathcal{D}_i} \left[ \frac{1}{2} Q_{\Theta_i^2}(\mathbf{s}_t, \mathbf{a}_t) - \left( r_t + \gamma V_{\tilde{\Theta}_i^2}(\mathbf{s}_{t+1}) \right)^2 \right], \quad (20)$$

where  $\mathcal{D}_i$  denotes the replay buffer,  $V_{\tilde{\Theta}_i^1}(\cdot)$  and  $V_{\tilde{\Theta}_i^2}(\cdot)$  are the state value functions parameterized by  $\tilde{\Theta}_i^1$  and  $\tilde{\Theta}_i^2$ , respectively. To prevent the UUV  $i$  from becoming trapped in local optimal policy, we introduce entropy regularization and represent  $V_{\tilde{\Theta}_i^1}(\mathbf{s}_{t+1})$  and  $V_{\tilde{\Theta}_i^2}(\mathbf{s}_{t+1})$  as follows:

$$V_{\tilde{\Theta}_i^1}(\mathbf{s}_{t+1}) = \min_{j=1,2} Q_{\tilde{\Theta}_i^j}(\mathbf{s}_{t+1}, \mathbf{a}_{t+1}) - \partial_i \log(\pi_{\theta_i}(\mathbf{a}_{t+1} | \mathbf{s}_{t+1})), \quad (21)$$

$$V_{\tilde{\Theta}_i^2}(\mathbf{s}_{t+1}) = \min_{j=1,2} Q_{\tilde{\Theta}_i^j}(\mathbf{s}_{t+1}, \mathbf{a}_{t+1}) - \partial_i \log(\pi_{\theta_i}(\mathbf{a}_{t+1} | \mathbf{s}_{t+1})), \quad (22)$$

where  $\partial_i$  is the regularization coefficient, determining the weight placed on entropy in the policy. Subsequently, the loss function for the policy can be derived from the simplified KL divergence

$$L_{\pi_{\theta_i}}(\theta_i) = E_{\mathbf{s}_t \sim \mathcal{D}_i, \mathbf{a}_t \sim \pi_{\theta_i}} \left[ \partial_i \log(\pi_{\theta_i}(\mathbf{a}_t | \mathbf{s}_t)) - \min_{j=1,2} Q_{\Theta_i^j}(\mathbf{s}_t, \mathbf{a}_t) \right]. \quad (23)$$

To address the issue of non-differentiability when sampling actions from the Gaussian distribution  $\mathcal{N}$  the reparameterization trick is introduced, allowing the policy function to be expressed as  $\mathbf{a}_t = f_{\theta_i}(\phi_t; \mathbf{s}_t)$ , where  $\phi_t$  represents a noise random variable. By considering two action value functions simultaneously, the policy's loss function is

$$L_{\pi_{\theta_i}}(\theta_i) = E_{\mathbf{s}_t \sim \mathcal{D}_i, \phi_t \sim \mathcal{N}} \left[ \partial_i \log(\pi_{\theta_i}(f_{\theta_i}(\phi_t; \mathbf{s}_t) | \mathbf{s}_t)) - \min_{j=1,2} Q_{\Theta_i^j}(\mathbf{s}_t, f_{\theta_i}(\phi_t; \mathbf{s}_t)) \right]. \quad (24)$$

To automatically adjust the entropy regularization term, the goal of RL can be reformulated as a constrained optimization problem

$$\max_{\pi_{\theta_i}} E_{\pi_{\theta_i}} \left[ \sum_t r_t \right] \text{ s.t. } E_{\mathbf{s}_t \sim \mathcal{D}_i, \mathbf{a}_t \sim \pi_{\theta_i}} [-\log(\pi_{\theta_i}(\mathbf{a}_t | \mathbf{s}_t))] \geq H_0. \quad (25)$$

More intuitively, the objective is to maximize the expected total reward while ensuring that the entropy mean exceeds  $H_0$ . By simplifying Eq. (27), we can derive the loss function for

$$L(\partial_i) = E_{\mathbf{s}_t \sim \mathcal{D}_i, \mathbf{a}_t \sim \pi_{\theta_i}} [-\partial_i \log(\pi_{\theta_i}(\mathbf{a}_t | \mathbf{s}_t)) - \partial_i H_0]. \quad (26)$$

The Eq. (27) and Eq. (28) imply that if the policy entropy is below the desired value  $H_0$ , the training target  $L(\partial_i)$  will raise the value of  $\partial_i$ . Consequently, it will amplify the significance of the corresponding term in the policy entropy during the process of minimizing the loss function  $L_{\pi_{\theta_i}}(\theta_i)$ . Conversely, if the policy entropy exceeds  $H_0$ ,  $L(\partial_i)$  will lower  $\partial_i$ , thereby directing the policy training towards prioritizing value improvement.

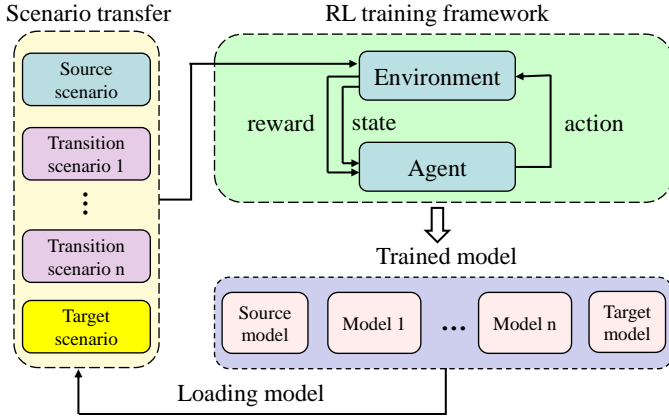


Fig. 4. Schematic diagram of the STT method, which illustrates training agents from the source scenario to the target scenario.

### C. Scenario Transfer Training Method

For RL module in UPEGSim, to overcome the problems of insufficient reward accumulation sparse reward and slow learning convergence, the STT method is proposed to assist the training of agents in the complex scenario, and its schematic diagram is shown in Fig. 4 [13]. To be intuitive, before training agents in the target scenario, it is necessary to train it first in the source scenario and transition scenarios, which are from easy to difficult and similar to the target scenario, to accumulate experience and gradually help agent realize policy improvement. The model obtained after training in the previous scenario is stored in the memory and loaded into the next scenario as the basic model, and the parameters of the model will be updated in the training process at next stage.

### D. Offline RL Training Based on Decision Transformer

Offline RL algorithms enable agents to realize policy improvement via the existing dataset to accomplish related tasks without interacting with the environment, which further reducing time and computing costs. Among these algorithms, DT acts as a significant method to abstract offline RL problems into seq2seq problems, which is also embedded in our proposed UPEGSim, and is mainly based on transformer architecture. According to [57], transformer consists of stacked self-attention layers with residual connections. Each self-attention layer receives  $n$  embeddings  $\{x_i\}_{i=1}^n$  corresponding to unique input tokens, and outputs  $n$  embeddings  $\{z_i\}_{i=1}^n$ , preserving the input dimensions. This is achieved by mapping tokens to key ( $k_i$ ), query ( $q_i$ ), and value ( $v_i$ ) through linear transformations. The self-attention layer calculates the output for each token by weighting values based on the dot product between query and key. This mechanism establishes associations between states and returns by assigning “credit” based on similarity

$$z_i = \sum_{j=1}^n \text{softmax} \left( \left\{ \langle q_i, k_{j'} \rangle \right\}_{j'=1}^n \right)_j \cdot v_j. \quad (27)$$

### Algorithm 1 ETFDU Framework

- 1: Initialize the training environment, including the replay buffer  $\mathcal{D}_i$ , critic network and corresponding target network, policy network parameters, entropy regularization, and soft updating rate  $\Theta_{1_i}$ ,  $\Theta_{2_i}$ ,  $\hat{\Theta}_{1_i}$ ,  $\hat{\Theta}_{2_i}$ ,  $\theta_i$ ,  $\partial_i$ ,  $\kappa$  of UUV  $i$ . And in the following steps, the symbol  $\sim$  means sampling.
- 2: **for** each episode  $k$  **do**
- 3:   Reset the training environment and total reward.
- 4:   **for** each time step  $t$  **do**
- 5:     Sample an action according to the policy:
- 6:      $\mathbf{a}_{t_i} \sim \pi_{\theta_i}(\mathbf{a}_{t_i} | \mathbf{s}_{t_i})$ ;
- 7:     Collect the next state from environment:
- 8:      $\mathbf{s}_{t+1_i} \sim \mathcal{P}(\mathbf{s}_{t+1_i} | \mathbf{s}_{t_i}, \mathbf{a}_{t_i})$ ;
- 9:     Calculate reward  $r_{t_i}$  by Eq. (15) - Eq. (18);
- 10:     Store sampling tuple  $(\mathbf{s}_{t_i}, \mathbf{a}_{t_i}, r_{t_i}, \mathbf{s}_{t+1_i})$  into  $\mathcal{D}_i$ .
- 11:     Extract  $N$  batches tuple of data from  $\mathcal{D}_i$ .
- 12:      $\Theta_{j_i} \leftarrow \Theta_{j_i} - \lambda_{\Theta_{j_i}} \nabla_{\Theta_{j_i}} J_{\Theta_{j_i}}(\Theta_{j_i})$ ,  $j = 1, 2$ .
- 13:      $\theta_i \leftarrow \theta_i - \lambda_{\theta_i} \nabla_{\theta_i} J_{\theta_i}(\theta_i)$ .
- 14:      $\partial_i \leftarrow \partial_i - \lambda_{\partial_i} \nabla_{\partial_i} J_{\partial_i}(\partial_i)$ .
- 15:      $\hat{\Theta}_{j_i} \leftarrow \kappa \Theta_{j_i} + (1 - \kappa) \hat{\Theta}_{j_i}$ ,  $j = 1, 2$
- 16:   **end for**
- 17: **end for**
- 18: Repeat step (2) to step (17) via STT method from the source scenario to the target scenario.
- 19: Collect trajectories from the offline dataset  $\tau_i$  using expert policy by Eq. (25).
- 20: Sample  $n$  batches of sequence length  $K$  from the offline dataset  $\tau_i$ .
- 21: **for** each gradient step  $j$  **do**
- 22:   Update the models of Decision Transformer by Adam updating on  $\theta'_i$  on  $L_{MSE}(\theta'_i)$  via Eq. (30).
- 23: **end for**

### E. Description of Our Proposed Training Framework

Due to the inability to adapt to the highly dynamic UPEG environment, traditional RL algorithms have shortcomings such as low training efficiency, poor scalability, and complex calculation when solving the constrained optimization problem in the previous section. Therefore, we propose the efficient training framework dedicated for UPEG, which is also named ETFDU. The diagram of the overall framework is depicted in Fig. 5, while the pseudo-code is shown in Algorithm 1. Firstly, the MAISAC algorithm and STT method are utilized for parallel and independent training of UUVs and the target, so that they can realize policy improvement efficiently and perform their own tasks in unknown dynamic environment. Then, we designate the optimal policy solved by Eq. (27) as the expert policy  $\pi^*$  for UUV  $i$  to interact with the environment for data collection, and all trajectories are saved as the offline dataset, defined as  $\tau_i$

$$\tau_i = (\hat{r}_{1_i}, \mathbf{s}_{1_i}, \mathbf{a}_{1_i}, \hat{r}_{2_i}, \mathbf{s}_{2_i}, \mathbf{a}_{2_i}, \dots, \hat{r}_{T_i}, \mathbf{s}_{T_i}, \mathbf{a}_{T_i}), \quad (28)$$

where  $\hat{r}_{t_i} = \sum_{t'=t}^T r_{t'_i}$  stands for returns-to-go of UUV  $i$ .

Then, the DT model is trained based on the obtained offline dataset to achieve policy improvement for each UUV in the UPEG. The trained DT model can be used to predict the

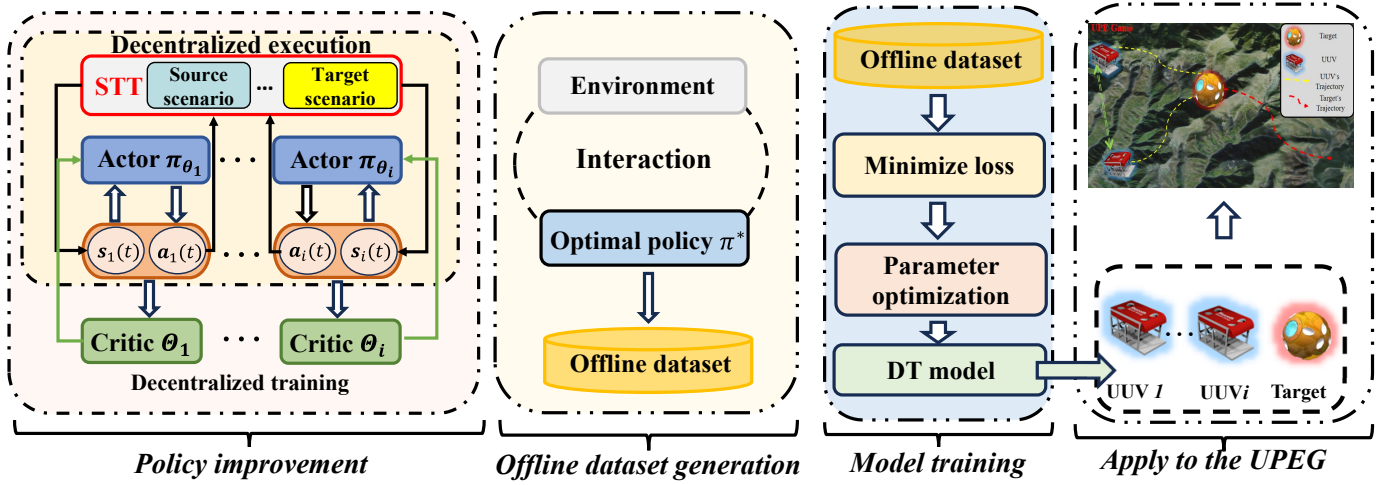


Fig. 5. The overall framework of ETFDU in UPEGSim. Firstly, the MAISAC algorithm and STT method are utilized for parallel and independent training of UUVs, so that the UUVs can perform their own tasks in unknown dynamic environment. Then, the DT model is trained based on the obtained offline dataset to achieve policy improvement for each UUV in the UPEG.

real-time action of each UUV based on the initial state and expected returns-to-go. The optimal policy of DT can be obtained according to the Eq. (31)

$$\max_{\pi_{\theta'_i}} J'(\theta'_i) = \max_{\pi_{\theta'_i}} E \left[ \sum_{t=1}^{T=\infty} r_{t_i} \right], \quad (29)$$

where  $\pi_{\theta'_i}$  denotes policy of UUV  $i$ , and  $\theta'_i$  denotes the parameters of the policy, which depends on the model training via DT.

By giving the initial returns-to-go, the prediction head corresponding to the input token  $s_i(t)$  is trained to predict action  $\hat{a}_i(t)$  with mean-squared error  $L_{MSE}$  for continuous actions. So the model training objective is to minimize the error, which is shown in Eq. (32)

$$\max_{\pi_{\theta'_i}} J'(\theta'_i) = \min_{\pi_{\theta'_i}} L_{MSE}(\theta'_i) = \min_{\pi_{\theta'_i}} \left[ -\frac{1}{N} \sum_{j=1}^N (a_j - \hat{a}_j)^2 \right]. \quad (30)$$

## V. SIMULATION RESULTS AND DISCUSSIONS

In this section, we first introduce the experiment settings for the simulation experiments, and then experiment results and discussions are detailed to verify the practicality and effectiveness of UPEGSim.

### A. Experiment Settings

The experiments are conducted using Ubuntu 18.04, with Gazebo 9 and ROS Melodic. And the utilized python and pytorch versions are 3.8 and 1.12.0, respectively. Other settings mainly include two parts, such as the simulation environment parameters and the algorithm parameters. In the simulation, according to their different characteristics, the UUV has more straight-line traveling capacity, but less maneuverability, while the spherical robot is just the opposite. Based on the above analysis, the UUV's maximum velocity is set to 3.0 m/s [14], [15], which is 1.0 m/s higher than the spherical robot. On the other hand, the spherical robot's maximum angular velocity

TABLE II  
PARAMETERS OF SIMULATION EXPERIMENTS.

Parameters	Values
Max velocity (UUV)	3.0 m/s
Max velocity (Spherical robot)	2.0 m/s
Max angular velocity (UUV)	1.5 rad/s
Max angular velocity (Spherical robot)	3.0 rad/s
Experimental site size	400 m × 300 m
Safe distance $l_{\min}^{i \leftrightarrow j}$	16 m
Target distance $l_{\max}^{i \leftrightarrow j}$	20 m
Learning rate $\lambda$	$3 \times 10^{-4}$
Discount factor $\gamma$	0.99
Soft updating rate $\kappa$	0.01
Initial regularization coefficient $\partial$	0.1
Replay memory capacity $C$	$5 \times 10^5$
Sample batch size $B$	256
Maximum steps per episode $T$	6000
Time step per episode $\Delta t$	0.25
Training episodes $\varepsilon$	100
Hidden layer size	256
Number of steps per iteration	5000

is set to 3.0 rad/s, which is 1.5 rad/s higher than the UUV. Moreover, the size of the experiment site is 400m×300m, while safe distance  $l_{\min}^{i \leftrightarrow j}$  is set to 16m, and target distance  $l_{\max}^{i \leftrightarrow j}$  is set to 20m. During each episode, a maximum of 6000 steps ( $T$ ) are allowed, with a simulation time step ( $\Delta t$ ) of 0.25s. Besides, the implementation of ETFDU framework incorporates two stages. In the first stage, the MAISAC algorithm is employed to optimize the policy and critic networks. To facilitate network updates, a soft update coefficient ( $\kappa$ ) of 0.01 is utilized, while the regularization coefficient of entropy ( $\partial$ ) is initialized to 0.1. For efficient training, the batch size for network parameters updating is set to 256. In terms of network architecture, a hidden layer size of 256 is utilized. In the second stage of ETFDU, DT is employed, and the parameters are mainly referenced to [58]. Other parameters and parameters mentioned above are detailed in Table II for a summary.



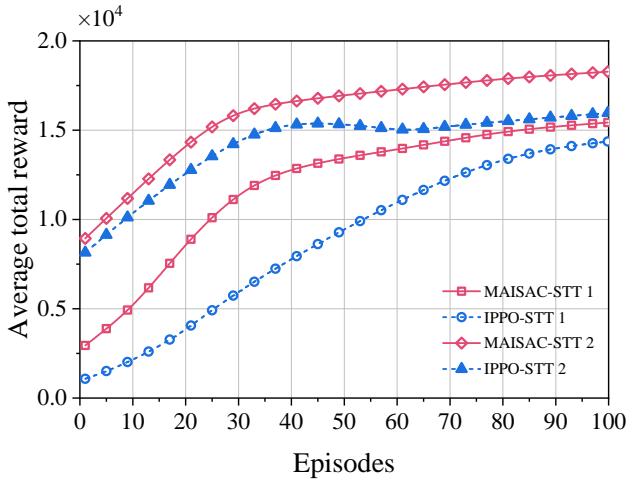


Fig. 6. Average total reward curves of the UUV for different scenarios changing from the source scenario (STT 1) to the target scenario (STT 2), which utilizes MAISAC and IPPO for policy improvement via STT method.

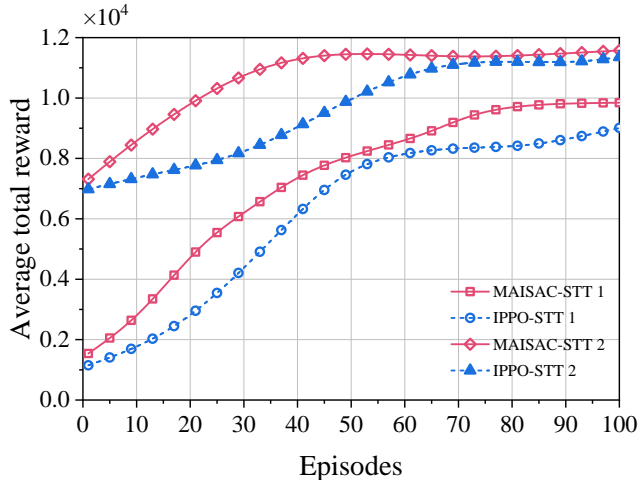


Fig. 7. Average total reward curves of the spherical robot for different scenarios changing from the source scenario (STT 1) to the target scenario (STT 2), which utilizes MAISAC and IPPO for policy improvement via STT method.

## B. Experimental Results

According to ETFDU, we first conduct experiments via STT successively in two different scenarios, such as the source scenario and the target scenario. The source scenario consists of an ideal underwater environment, while the target scenario involves a complex underwater environment with four random obstacles. Considering the strict requirements of pursuit and evasion capabilities for both the UUV and target in UPEG, it is necessary to ensure they can both obtain the expert policy through RL training, respectively. Based on above analysis, in the source scenario, we first separately train the UUV and the spherical robot to approach their own corresponding target points in the same environment via MAISAC. Furthermore, we save the network models (.pth files) and then load them for further RL training and policy improvement in the target scenario. Besides, to showcase the training efficiency and

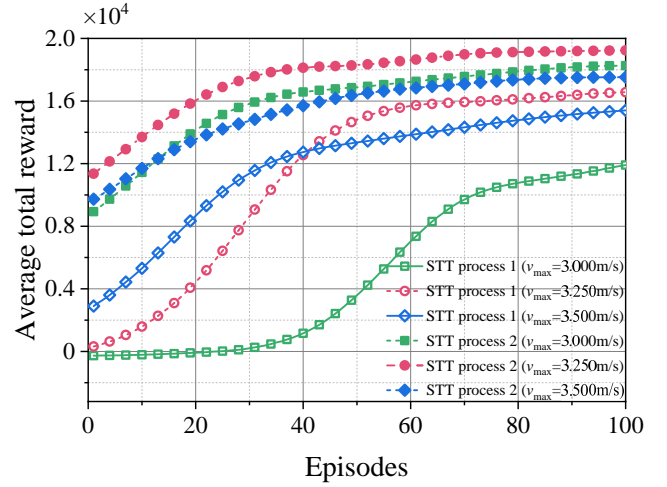


Fig. 8. Average total reward curves of the UUV for different scenarios changing from the source scenario (STT process 1) to the target scenario (STT process 2), which utilizes MAISAC for policy improvement via STT method, with  $v_{\max}$  ranging from 3.000m/s to 3.500m/s.

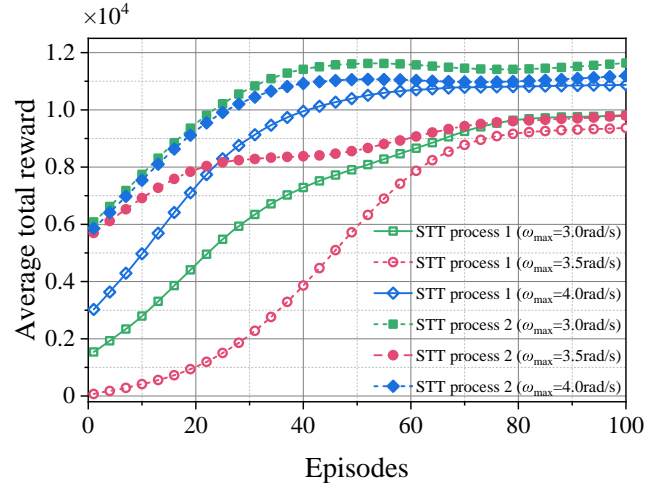


Fig. 9. Average total reward curves of the spherical robot for different scenarios changing from the source scenario (STT process 1) to the target scenario (STT process 2), which utilizes MAISAC for policy improvement via STT method, with  $\omega_{\max}$  ranging from 3.0rad/s to 4.0rad/s.

superior performance of the proposed MAISAC algorithm, we conduct contrast experiments via MAISAC and the classical RL algorithm independent proximal policy optimization (IPPO), respectively. The experiment results of the UUV and spherical robot in two scenarios are shown in Fig. 6 and Fig. 7.

It is observed that after 100 episodes of training, the reward curves have converged, indicating that the UUV and spherical robot have obtained the expert policy through RL training in the source scenario. Similar to the training in the source scenario, the reward curves fluctuate initially, but soon increase and eventually converge again in the target scenario, which indicates their policies are considered to have reached an expert level again. Moreover, upon comparing the curves resulting from the employment of MAISAC and IPPO algorithm, it is observed that MAISAC can achieve convergence with greater rapidity compared to IPPO, and it

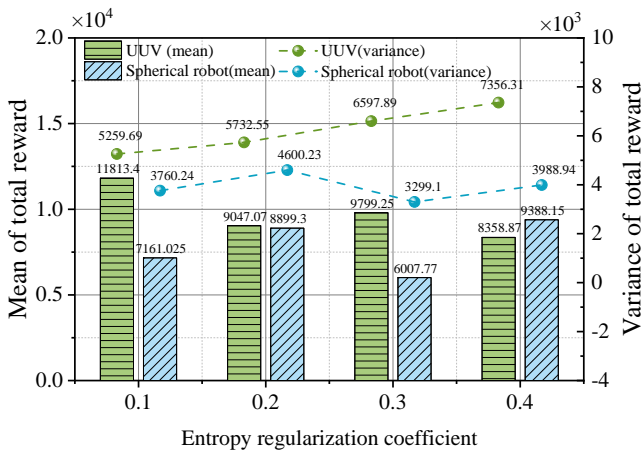


Fig. 10. Mean and variance of total reward curves of the UUV and spherical robot with entropy regularization coefficient changing from 0.1 to 0.4, which utilizes MAISAC for policy improvement training.

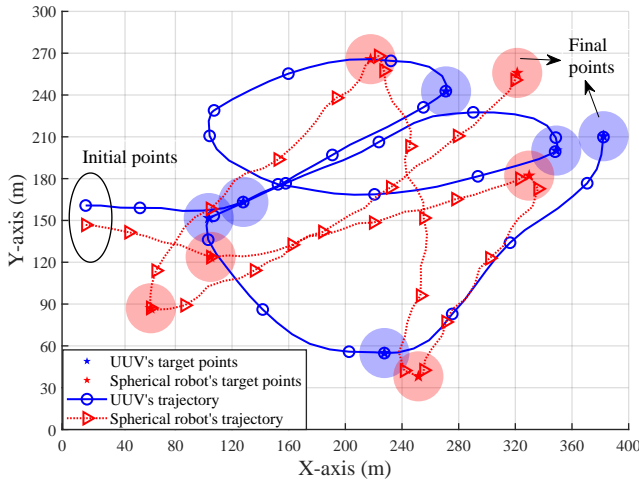


Fig. 11. The trajectories of the UUV and spherical robot within a single training episode in the source scenario.

generally yields a more substantial reward. This underscores MAISAC's enhanced efficiency in data usage and its overall superior performance over IPPO.

Besides, ablation experiments are conducted to investigate the influence of maximum velocity  $v_{\max}$  and angular velocity  $\omega_{\max}$  on the performance of the UUV and spherical robot relying on MAISAC for training, respectively. As illustrated in Fig. 8 and Fig. 9, with the increase of  $v_{\max}$  and  $\omega_{\max}$ , the average total reward of the UUV and spherical robot in two scenarios after 100 episodes' training all reach the expert level, and rise in general, which demonstrates the adaptability over changing parameters.

Furthermore, we also investigate the impact of the entropy regularization coefficient ( $\partial$ ) on the training process. Given that  $\partial$  plays a pivotal role in balancing the trade-off between exploration and exploitation, selecting an appropriate value is essential for policy improvement performance. Specifically, we modify  $\partial$  ranging from 0.1 to 0.4 and employ the MAISAC algorithm across 100 training episodes in the source scenario. Finally, the mean and variance of the total reward are obtained

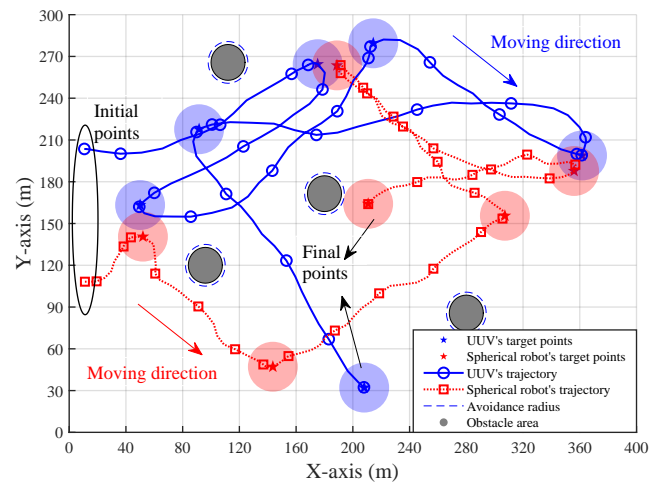


Fig. 12. The trajectories of the UUV and spherical robot within a single training episode in the target scenario.

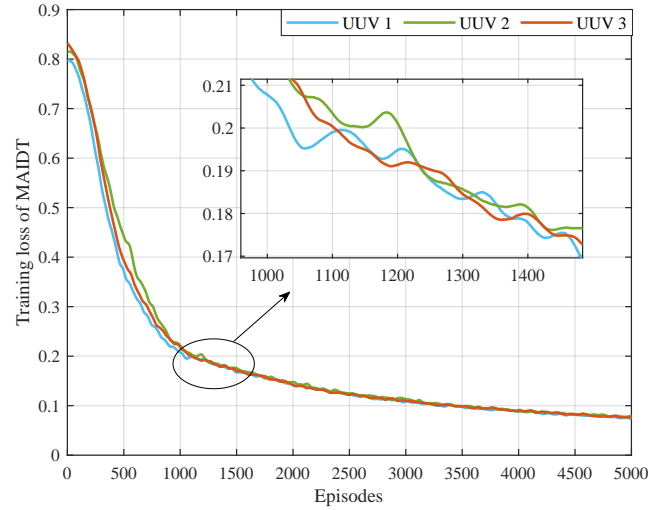


Fig. 13. The training loss curves of the DT models of three UUVs.

respectively, as shown in Fig. 10, which clearly indicates that as  $\partial$  rises, there is a general reduction in the mean and a corresponding increase in the variance. Consequently, an  $\partial$  value of 0.1 is ultimately selected for the training process of policy improvement to guarantee the efficiency of RL training.

Additionally, we demonstrate the training effect of both the UUV and the spherical robot towards obtaining expert policies across two scenarios, depicted via trajectory graphs. Selected segments of a single episode's trajectory for each scenario are presented in Fig. 11 and Fig. 12, respectively. Observations from these graphs indicate that both the UUV and the spherical robot have effectively accomplished the objective of navigating to the target points. Furthermore, the UUV exhibits a more pronounced advantage in its superior maximum velocity, while the spherical robot, with greater maximum angular speed, shows enhanced maneuverability, granting it an edge in intricate navigation and densely obstructed environments.

Finally, the expert policy of the UUV in the target scenario is selected to generate an offline dataset for subsequent offline RL training. To be specific, the offline dataset is then utilized

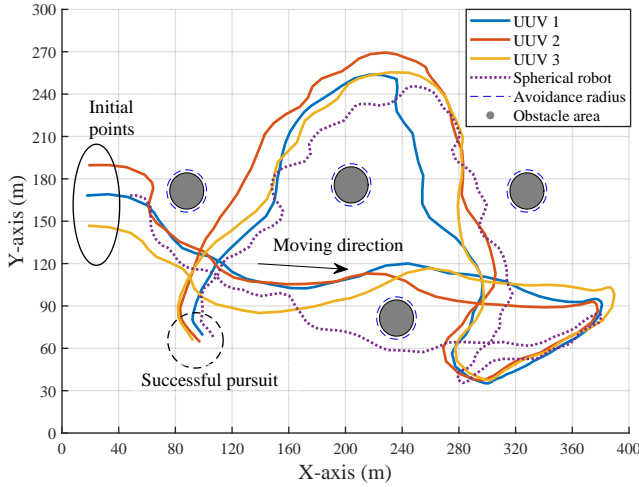


Fig. 14. The trajectories of three UUVs and the target within a single episode in the target scenario.

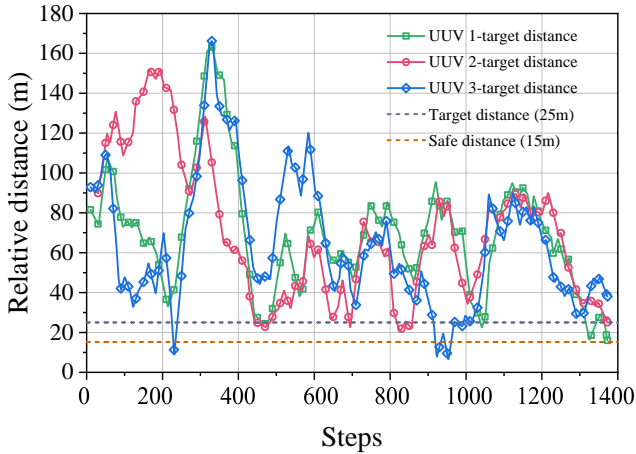


Fig. 15. The unsmoothed relative distance curve between each UUV and the target changing with steps (there are up to 6000 steps in an episode).

for training the DT models, which include three UUV models. This training process correspondingly results in three loss curves, as shown in Fig. 13. The initial loss values of 0.843, 0.822 and 0.812 are subsequently reduced to 0.0682, 0.0722 and 0.0745, respectively, indicating the successful completion of the model training process.

In the subsequent stage of ETFDU, the trained spherical robot acts as the target, whose task is to evade the pursuit of UUVs, while the trained DT models are employed in each UUV, whose task is to pursue the target in UPEG. The DT models take initial returns-to-go and the initial state of each UUV as input and accurately predict the next action, which enable the UUVs to track the target simultaneously and maneuver across complex environment. To test final training effect of ETFDU, we depict trajectories of the UUVs and target in a single episode, as illustrated in Fig. 14. In addition, the unsmoothed and smoothed relative distance curves between each UUV and the target in the last 1400 steps of another single episode are depicted in Fig. 15 and Fig. 16, respectively.

Observations from Fig. 14 reveal that UUVs successfully achieve joint pursuit of the target in the complex environment.

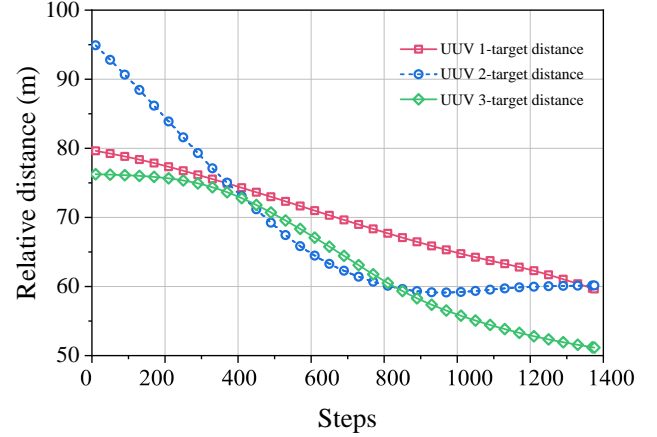


Fig. 16. The smoothed relative distance curve between each UUV and the target changing with steps (there are up to 6000 steps in an episode).

However, the agility of the spherical robot enables it to navigate and change directions deftly, thus allowing it to elude the UUVs' pursuit effectively. In certain instances, the relative distance between some UUV and the spherical robot falls below the maximum target distance  $l_{\max}^{i \leftrightarrow T}$  (25m), and rarely below the minimum safe distance,  $l_{\min}^{i \leftrightarrow j}$  (15m). Moreover, analysis of Fig. 16 shows that the relative distance between the UUVs and the target gradually diminishes with each step, indicating the rounding up of the target by UUVs. The above simulation outcomes not only highlight the spherical robot's flexibility in navigating complex environment, but also underscore the effectiveness and practicality of the ETFDU framework, as well as the feasibility of proposed simulator UPEGSim.

## VI. CONCLUSION

In this paper, a simulator named UPEGSim for UUVs dedicated in the UPEG task was developed, which provides an RL environment to train UUV intelligence in the UPEG task. We further proposed ETFDU framework, which includes multi-agent DTDE technology, STT method, and DT based offline RL technique to assist UUV efficient training. Simulation experiments were conducted to showcase the effectiveness and practicality of proposed ETFDU and UPEGSim, which efficiently train UUVs and target to complete the UPEG task. Future work will focus on improving the suitability of UPEGSim and real-world environment to address the sim2real challenge, and conduct the experiments in real underwater scenario.

## REFERENCES

- [1] Z. Wang, Z. Zhang, J. Wang, C. Jiang, W. Wei, and Y. Ren, "AUV-assisted node repair for IoUT relying on multi-agent reinforcement learning," *IEEE Internet Things J.*, vol. 11, no. 3, pp. 4139-4151, Feb. 2024.
- [2] Z. Zhang, J. Xu, G. Xie, J. Wang, Z. Han and Y. Ren, "Environment- and Energy-Aware AUV-Assisted Data Collection for the Internet of Underwater Things," *IEEE Internet Things J.*, vol. 11, no. 15, pp. 26406-26418, Aug. 2024.


- [3] J. Xu, Z. Zhang, J. Wang, Z. Han and Y. Ren, "Multi-AUV Pursuit-Evasion Game in the Internet of Underwater Things: An Efficient Training Framework via Offline Reinforcement Learning," *IEEE Internet Things J.*, vol. 11, no. 19, pp. 31273-31286, Oct. 2024.
- [4] C. Lin, G. Han, M. Guizani, Y. Bi, J. Du, and L. Shu, "An SDN architecture for AUV-based underwater wireless networks to enable cooperative underwater search," *IEEE Wirel. Commun.*, vol. 27, no. 3, pp. 132-139, Jun. 2020.
- [5] T. R. Player, A. Chakravarty, M. M. Zhang, B. Y. Raanan, B. Kieft, Y. Zhang, and B. Hobson, "From concept to field tests: Accelerated development of multi-AUV missions using a high-fidelity faster-than-real-time simulator," in *Proc. IEEE Int. Conf. Robot. Autom.*, London, UK, May-Jun. 2023, pp. 3102-3108.
- [6] Y. Mo, S. Ma, H. Gong, Z. Chen, J. Zhang, and D. Tao, "Terra: A smart and sensible digital twin framework for robust robot deployment in challenging environments," *IEEE Internet Things J.*, vol. 8, no. 18, pp. 14039-14050, Sep. 2021.
- [7] X. Dai, C. Ke, Q. Quan, and K. Y. Cai, "RFlySim: Automatic test platform for UAV autopilot systems with FPGA-based hardware-in-the-loop simulations," *Aerosp. Sci. Technol.*, vol. 114, Jul. 2021, Art no. 106727.
- [8] M. R. Kabir, B. B. Y. Ravi, and S. Ray, "A virtual prototyping platform for exploration of vehicular electronics," *IEEE Internet Things J.*, vol. 10, no. 18, pp. 16144-16155, Sep. 2023.
- [9] L. Hong, X. Wang, D. S. Zhang, M. Zhao, and H. Xu, "Vision-based underwater inspection with portable autonomous underwater vehicle: Development, control, and evaluation," *IEEE Trans. Intell. Veh.*, vol. 9, no. 1, pp. 2197-2209, Jan. 2024.
- [10] A. Amer, O. Álvarez-Tuñón, H. İ. Uğurlu, J. L. F. Sejersen, Y. Brodskiy, and E. Kayacan, "UNav-sim: A visually realistic underwater robotics simulator and synthetic data-generation framework," in *Proc. Int. Conf. Adv. Robot.*, Abu Dhabi, United Arab Emirates, Dec. 2023, pp. 570-576.
- [11] O. Álvarez-Tuñón, H. Kanner, L. R. Marnet, H. X. Pham, J. L. F. Sejersen, Y. Brodskiy, and E. Kayacan, "Mimir-UW: A multipurpose synthetic dataset for underwater navigation and inspection," in *Proc. IEEE/RSJ Int. Conf. Intell. Robots Syst.*, Detroit, MI, USA, Oct. 2023, pp. 6141-6148.
- [12] X. Hou, J. Wang, T. Bai, Y. Deng, Y. Ren, and L. Hanzo, "Environment-Aware AUV Trajectory Design and Resource Management for Multi-Tier Underwater Computing," *IEEE Journal on Selected Areas in Communications*, vol. 41, no. 2, pp. 474-490, Feb. 2023.
- [13] Z. Zhang, J. Xu, J. Du, W. Mi, Z. Wang, Z. Li, and Y. Ren, "UUVSIM: Intelligent Modular Simulation Platform for Unmanned Underwater Vehicle Learning," in *International Joint Conference on Neural Networks*, Yokohama, Japan, July. 2024, pp. 1-8.
- [14] M. M. M. Manhães, S. A. Scherer, M. Voss, L. R. Douat, and T. Rauschenbach, "UUV simulator: A gazebo-based package for underwater intervention and multi-robot simulation," in *OCEANS MTS/IEEE Monterey*, Monterey, CA, USA, Sep. 2016, pp. 1-8.
- [15] Z. Zhang, W. Mi, J. Du, Z. Wang, W. Wei, Y. Zhang, Y. Yang, and Y. Ren, "Design and implementation of a modular UUV simulation platform," *Sensors*, vol. 22, no. 20, pp. 8043, Oct. 2022.
- [16] J. Pitz, L. Röstel, L. Sievers, and B. Bäuml, "Dextrous tactile in-hand manipulation using a modular reinforcement learning architecture," in *Proc. IEEE Int. Conf. Robot. Autom.*, London, UK, May-Jun. 2023, pp. 1852-1858.
- [17] S. S. Samsani and M. S. Muhammad, "Socially compliant robot navigation in crowded environment by human behavior resemblance using deep reinforcement learning," *IEEE Robot. Autom. Lett.*, vol. 6, no. 3, pp. 5223-5230, Jul. 2021.
- [18] J. Kumar, C. S. Raut, and N. Patel, "Automated flexible needle trajectory planning for keyhole neurosurgery using reinforcement learning," in *Proc. IEEE/RSJ Int. Conf. Intell. Robots Syst.*, Kyoto, Japan, Oct. 2022, pp. 4018-4023.
- [19] X. Hou, J. Wang, C. Jiang, Z. Meng, J. Chen, and Y. Ren, "Efficient Federated Learning for Metaverse via Dynamic User Selection, Gradient Quantization and Resource Allocation," *IEEE Journal on Selected Areas in Communications*, vol. 42, no. 4, pp. 850-866, Apr. 2024.
- [20] P. Liu, K. Zhang, D. Tateo, S. Jauhari, Z. Hu, J. Peters, and G. Chalvatzaki, "Safe reinforcement learning of dynamic high-dimensional robotic tasks: navigation, manipulation, interaction," in *Proc. IEEE Int. Conf. Robot. Autom.*, London, UK, May-Jun. 2023, pp. 9449-9456.
- [21] J. Yao, Q. Qian, and J. Hu, "Multi-modal Proxy Learning towards Personalized Visual Multiple Clustering", in *Proceedings of the IEEE/CVF Conference on Computer Vision and Pattern Recognition*, Seattle WA, USA, Jun. 2024, pp. 14066-14075.
- [22] X. Sun, B. Sun, and Z. Su, "Cooperative Pursuit-Evasion Game for Multi-AUVs in the Ocean Current and Obstacle Environment", in *Intelligent Robotics and Applications*, Singapore, Oct. 2023, pp. 201-213.
- [23] D. Yu, H. Wang, W. Huang, and S. Huang, "Application of Extended Game in Multi-UUV Pursuit-Escape Task", in *International Conference on Offshore Mechanics and Arctic Engineering*, Melbourne, Australia, Jun. 2023, pp. V005T06A096.
- [24] R. Zhang, Q. Zong, X. Zhang, L. Dou, and B. Tian, "Game of drones: Multi-UAV pursuit-evasion game with online motion planning by deep reinforcement learning," *IEEE Trans. Neural Netw. Learn. Syst.*, vol. 34, no. 10, pp. 7900-7909, Oct. 2023.
- [25] C. C. Wang, Y. L. Wang, P. Shi, and F. Wang, "Scalable-MADDPG-based cooperative target invasion for a multi-USV system," *IEEE Trans. Neural Netw. Learn. Syst.*, early access, doi: 10.1109/TNNLS.2023.3309689.
- [26] J. Wu, C. Song, J. Ma, J. Wu, and G. Han, "Reinforcement learning and particle swarm optimization supporting real-time rescue assignments for multiple autonomous underwater vehicles," *IEEE Trans. Intell. Transp. Syst.*, vol. 23, no. 7, pp. 6807-6820, Jul. 2022.
- [27] J. Yao, C. Li, K. Sun, Y. Cai, H. Li, W. Ouyang, and H. Li, "Ndc-scene: Boost monocular 3d semantic scene completion in normalized device coordinates space", in *IEEE/CVF International Conference on Computer Vision (ICCV)*, Paris, France, Oct. 2023, pp. 9421-9431.
- [28] X. Cao, L. Ren, and C. Sun, "Dynamic target tracking control of autonomous underwater vehicle based on trajectory prediction," *IEEE Trans. Cybern.*, vol. 53, no. 3, pp. 1968-1981, Mar. 2023.
- [29] M. Zhang, H. Chen, and W. Cai, "M. Zhang, H. Chen and W. Cai, "Hunting Task Allocation for Heterogeneous Multi-AUV Formation Target Hunting in IoUT: A Game Theoretic Approach," *IEEE Internet Things J.*, vol. 11, no. 5, pp. 9142-9152, March. 2024.
- [30] W. Liu, K. Bai, X. He, S. Song, C. Zheng, and X. Liu, "FishGym: A high-performance physics-based simulation framework for underwater robot learning," in *Proc. IEEE Int. Conf. Robot. Autom.*, Philadelphia, PA, USA, May. 2022, pp. 6268-6275.
- [31] M. Prats, J. Perez, J. J. Fernández, and P. J. Sanz, "An open source tool for simulation and supervision of underwater intervention missions," in *Proc. IEEE/RSJ Int. Conf. Intell. Robots Syst.*, Vilamoura-Algarve, Portuga, Oct. 2012, pp. 2577-2582.
- [32] P. Kormushev and D. G. Caldwell, "Towards improved AUV control through learning of periodic signals," in *Proc. OCEANS-San Diego*, San Diego, CA, USA, Sep. 2013, pp. 1-4.
- [33] A. T. Ngo, N. H. Tran, T. P. Ton, H. Nguyen, and T. P. Tran, "Simulation of hybrid autonomous underwater vehicle based on ROS and Gazebo," in *Proc. Int. Conf. Adv. Technol. Commun.*, Ho Chi Minh City, Vietnam, Oct. 2021, pp. 109-113.
- [34] Y. Nie, X. Luan, W. Gan, T. Ou, and D. Song, "Design of marine virtual simulation experiment platform based on Unity3D," in *Proc. Glob. Oceans 2020: Singap.-US Gulf Coast*, Biloxi, MS, USA, Oct. 2020, pp. 1-5.
- [35] X. Hou, J. Wang, C. Jiang, X. Zhang, Y. Ren, and M. Debbah, "UAV-Enabled Covert Federated Learning," *IEEE Transactions on Wireless Communications*, vol. 22, no. 10, pp. 6793-6809, Oct. 2023.
- [36] T. T. Nguyen, N. D. Nguyen, and S. Nahavandi, "Deep reinforcement learning for multiagent systems: A review of challenges, solutions, and applications," *IEEE Trans. Cybern.*, vol. 50, no. 9, pp. 3826-3839, Sep. 2020.
- [37] X. Pan, J. Yao, H. Kou, T. Wu, and C. Xiao, "HarmonicNeRF: Geometry-informed synthetic view augmentation for 3D scene reconstruction in driving scenarios," in *ACM Multimedia*, Melbourne, Australia, Oct. 2024, pp. 1-10.
- [38] C. Paduraru, D. Mankowitz, G. Dulac-Arnold, J. Li, N. Levine, S. Gowal, and T. Hester, "Challenges of real-world reinforcement learning: Definitions, benchmarks and analysis," *Mach. Learn.*, vol. 110, no. 9, pp. 2419-2468, Sep. 2021.
- [39] F. Muratore, M. Gienger, and J. Peters, "Assessing transferability from simulation to reality for reinforcement learning," *IEEE Trans. Pattern Anal. Mach. Intell.*, vol. 43, no. 4, pp. 1172-1183, Apr. 2021.
- [40] W. Zhu, X. Guo, D. Owaki, K. Kutsuzawa, and M. Hayashibe, "A survey of sim-to-real transfer techniques applied to reinforcement learning for bioinspired robots," *IEEE Trans. Neural Netw. Learn. Syst.*, vol. 34, no. 7, pp. 3444-3459, Jul. 2023.
- [41] J. Panerati, H. Zheng, S. Zhou, J. Xu, A. Prorok, and A. P. Schoellig, "Learning to fly—A gym environment with pybullet physics for reinforcement learning of multi-agent quadcopter control," in *Proc. IEEE/RSJ Int. Conf. Intell. Robots Syst.*, Prague, Czech Republic, Sep-Oct. 2021, pp. 7512-7519.



- [42] Q. Galloudec, N. Cazin, E. Dellandréa, and L. Chen, "Panda-gym: Open-source goal-conditioned environments for robotic learning," *Proc. 4th Robot Learn. Workshop: Self-Supervised Lifelong Learn.*, Dec. 2021.
- [43] J. Wu, C. Song, J. Ma, J. Wu, and G. Han, "Reinforcement learning and particle swarm optimization supporting real-time rescue assignments for multiple autonomous underwater vehicles," *IEEE Trans. Intell. Transp. Syst.*, vol. 23, no. 7, pp. 6807–6820, Jul. 2022.
- [44] A. Signori, F. Chiariotti, F. Campagnaro, and M. Zorzi, "A game-theoretic and experimental analysis of energy-depleting underwater jamming attacks," *IEEE Internet Things J.*, vol. 7, no. 10, pp. 9793–9804, Oct. 2020.
- [45] A. Signori, F. Chiariotti, F. Campagnaro, R. Petrocchia, K. Pelekanakis, P. Paglierani, J. Alves, and M. Zorzi, "A geometry-based game theoretical model of blind and reactive underwater jamming," *IEEE Trans. Wirel. Commun.*, vol. 21, no. 6, pp. 3737–3751, Jun. 2022.
- [46] W. Wei, J. Wang, J. Du, Z. Fang, Y. Ren, and C. L. P. Chen, "Differential game-based deep reinforcement learning in underwater target hunting task," *IEEE Trans. Neural Netw. Learn. Syst.*, early access, doi: 10.1109/TNNLS.2023.3325580.
- [47] Z. Xia, J. Du, J. Wang, C. Jiang, Y. Ren, G. Li, and Z. Han, "Multi-agent reinforcement learning aided intelligent UAV swarm for target tracking," *IEEE Trans. Veh. Technol.*, vol. 71, no. 1, pp. 931–945, Jan. 2022.
- [48] J. Kapukotuwa, B. Lee, D. Devine, and Y. Qiao, "MultiROS: ROS-based robot simulation environment for concurrent deep reinforcement learning," in *Proc. IEEE Int. Conf. Automat. Sci. Eng.*, Mexico City, Mexico, Aug. 2022, pp. 1098–1103.
- [49] M. Zhang, H. Chen, and W. Cai, "Hunting task allocation for heterogeneous multi-AUV formation target hunting in IoUT: A game theoretic approach," *IEEE Internet Things J.*, early access, doi: 10.1109/JIOT.2023.3322197.
- [50] J. Meyer, A. Sendobry, S. Kohlbrecher, U. Klingauf, and O. Von Stryk, "Comprehensive simulation of quadrotor UAVs using ROS and gazebo," in *Proc. IEEE 3rd Int. SIMPAR.*, Tsukuba, Japan, Nov. 2012, pp. 400–411.
- [51] D. R. Yoerger, J. G. Cooke, and J.-J. E. Slotine, "The influence of thruster dynamics on underwater vehicle behavior and their incorporation into control system design," *IEEE J. Ocean. Eng.*, vol. 15, no. 3, pp. 167–178, Jul. 1990.
- [52] W. Bessa, M. Dutra and E. Kreuzer, "Dynamic positioning of underwater robotic vehicles with thruster dynamics compensation," *Int. J. Adv. Robot. Syst.*, vol. 10, no. 9, pp. 1-8, Apr. 2013.
- [53] H. Zhao, J. Yan, X. Luo, and X. Guan, "Ubiquitous tracking for autonomous underwater vehicle with IoUT: A rigid-graph-based solution," *IEEE Internet Things J.*, vol. 8, no. 18, pp. 14094–14109, Sep. 2021.
- [54] M. T. Isik and O. B. Akan, "A three dimensional localization algorithm for underwater acoustic sensor networks," *IEEE Trans. Wireless Commun.*, vol. 8, no. 9, pp. 4457–4463, Sep. 2009.
- [55] P. Jiang, S. Song, and G. Huang, "Attention-based meta-reinforcement learning for tracking control of AUV with time-varying dynamics," *IEEE Trans. Neural Netw. Learn. Syst.*, vol. 33, no. 11, pp. 6388–6401, Nov. 2022.
- [56] T. Haarnoja, A. Zhou, P. Abbeel, and S. Levine, "Soft Actor-Critic: Off-Policy Maximum Entropy Deep Reinforcement Learning with a Stochastic Actor," in *Proc. Int. Conf. Mach. Learn.*, Stockholm, Sweden, Jul. 2018, pp. 1861–1870.
- [57] A. Vaswani, N. Shazeer, N. Parmar, J. Uszkoreit, L. Jones, A. N. Gomez, L. Kaiser, and I. Polosukhin, "Attention is all you need," in *Proc. Adv. Neural Inf. Process. Syst.*, Long Beach, CA, USA, Dec. 2017, pp. 6000–6010.
- [58] L. Chen, K. Lu, A. Rajeswaran, K. Lee, A. Grover, M. Laskin, P. Abbeel, A. Srinivas, and I. Mordatch, "Decision Transformer: Reinforcement Learning via Sequence Modeling," in *Proc. Adv. Neural Inf. Process. Syst.*, Dec. 2021, pp. 15084–15097.



**Jingzhehua Xu** (Student Member, IEEE) received his B.S. degree in Marine Science, and B.E. degree in Electronic Science and Technology from Zhejiang University, Hangzhou, China in 2023. He is currently pursuing the M.S. Degree in Electronic Information from Tsinghua Shenzhen International Graduate School, Tsinghua University, China. His main research interests include reinforcement learning, large language models, and underwater robots. Besides, he is the outstanding graduate in Zhejiang University.



**Guanwen Xie** (Student Member, IEEE) received his B.E. degree in Ocean Engineering and Technology at Ocean College from Zhejiang University, and he is currently pursuing the M.S. degree in Electronic Information from Tsinghua Shenzhen International Graduate School, Tsinghua University, China. His main research interest is applying reinforcement learning to underwater robots and large language models. Besides, he is also the outstanding graduate in Zhejiang University.




**Zekai Zhang** received the B.S. degree in Electronic Engineering from North University of China, Shanxi, China, in 2021. He is currently pursuing the M.S. degree in Electronic Information at Tsinghua Shenzhen International Graduate School, Tsinghua University, Shenzhen, China. His research interests include robot simulation technology, multi-agent cooperation and industrial applications.



**Xiangwang Hou** (Graduate student Member, IEEE) is currently pursuing his Ph.D. degree in the Department of Electronic Engineering at Tsinghua University, Beijing, China. Since 2023, he has been a Joint Ph.D. student in the College of Computing and Data Science at Nanyang Technological University, under the supervision of Prof. Dusit Niyato, Singapore. From 2020 to 2021, he worked as an algorithm engineer at Huawei Technologies Co., Ltd. and in the Department of Electronic Engineering at Tsinghua University. His research interests include federated

learning, wireless AI, and UAV/AUV networks.



**Shuai Zhang** (Member, IEEE) received his B.E. degree from the University of Science and Technology of China, Hefei, China, in 2016, and his Ph.D. degree from Rensselaer Polytechnic Institute, Troy, NY, USA, in 2021. From 2022 to 2023, he was a Postdoctoral Research Associate at Rensselaer Polytechnic Institute. He is currently an Assistant Professor in the Department of Data Science at the New Jersey Institute of Technology, Newark, NJ, USA. His research focuses on the theoretical foundations of deep learning and the development of principled, efficient algorithms to improve the reliability and performance of AI applications. He has served as a reviewer or program committee member for NeurIPS, ICML, AAAI, ICLR, AISTATS, TMLR, IEEE TSP, IEEE TNNLS, and IEEE TIT.

of principled, efficient algorithms to improve the reliability and performance of AI applications. He has served as a reviewer or program committee member for NeurIPS, ICML, AAAI, ICLR, AISTATS, TMLR, IEEE TSP, IEEE TNNLS, and IEEE TIT.



**Yong Ren** (Senior Member, IEEE) received his B.S., M.S and Ph.D. degrees in electronic engineering from Harbin Institute of Technology, China, in 1984, 1987, and 1994, respectively. He worked as a post doctor at Department of Electronics Engineering, Tsinghua University, China from 1995 to1997. Now he is a professor of Department of Electronics Engineering, and the director of the Complexity Engineered Systems Lab (CESL) in Tsinghua University. He holds 60 patents, and has authored or co-authored more than 300 technical papers in the behavior of

computer network, P2P network and cognitive networks. His current research interests include maritime information networks, and swarm intelligence.



**Dusit Niyato** (Fellow, IEEE) is a professor in the College of Computing and Data Science, at Nanyang Technological University, Singapore. He received B.Eng. from King Mongkuts Institute of Technology Ladkrabang (KMITL), Thailand and Ph.D. in Electrical and Computer Engineering from the University of Manitoba, Canada. His research interests are in the areas of mobile generative AI, edge intelligence, decentralized machine learning, and incentive mechanism design.